



# TALON™ Trailer Restraint

## Product Overview



### DESIGN HIGHLIGHTS

- Impact-style restraint with powered activation
- Low profile restraint positioned automatically by backing trailer
- 4-sided capture of RIG bar
- No pinch design on rear impact guard
- Accommodates all known rear impact guards
- Integrated heater kit
- Flood package standard
- Automatic interior/exterior 24V LED light communication and sign communication
- (2) two-year limited warranty

### AVAILABLE OPTIONS

- New construction mounting plate
- Cantilever bracket \_\_\_\_\_ projection
- Pit floor mounting plate
- Embed mounting plate (new construction)
- Brick bracket (masonry block wall)
- Other \_\_\_\_\_

### PROJECT INFORMATION

JOB NAME \_\_\_\_\_

ADDRESS \_\_\_\_\_

GENERAL CONTRACTOR \_\_\_\_\_

DISTRIBUTOR \_\_\_\_\_

QUANTITY \_\_\_\_\_

### CERTIFIED FOR CONSTRUCTION

BY \_\_\_\_\_

COMPANY \_\_\_\_\_


ADDRESS \_\_\_\_\_

DATE \_\_\_\_\_

### ACCESSORIES

- Digital master or combination control panel with HMI \_\_\_\_\_
- Dock seal / shelter
- Loading dock light
- Guard rail / rack protection
- HV air exchange fan
- Other \_\_\_\_\_

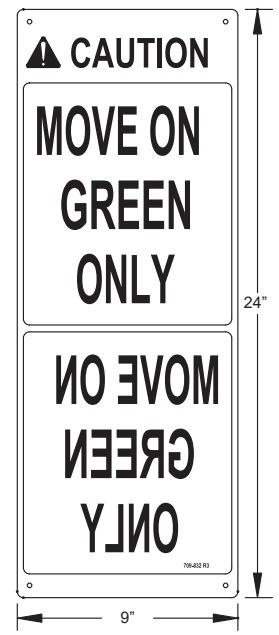
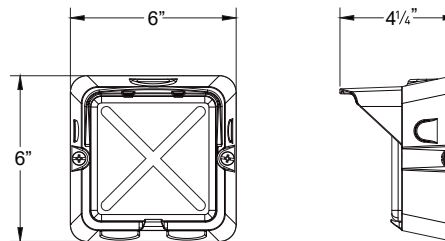
- General:** The TALON Vehicle Restraint is designed to engage the rear impact guard of a trailer or vehicle and secure it in place at the loading dock during loading and unloading operations. The hook auto deploys when the rear impact guard engages the restraint and the design allows for trailer repositioning. Integral sensors detect trailer presence and hook position to confirm ready to lock. Audible alarm sounds if rear impact guard is out of position, control panel with printed operation instructions, exterior-mounted caution sign with forward facing and reversed lettering, and interior and exterior LED light communication system. Upper and lower hook design provides 4-sided capture. Unit to provide 32,000 lbs. of restraining force.
- Construction:** Mounting frame consists of 3/8" thick heavy structural plate. A separate vertical carriage provides up to 21" vertical travel and a separate horizontal carriage provides 6" horizontal travel for absolute impact guard positioning. Heavy-duty springs provide "float" to assure constant contact with rear impact guard. Locking cam and closed hydraulic valve assembly provides positive hook locking feature, no motors. The unit comes standard with zinc-chromate plated finish.
- Operation:** Once vehicle is backed into position and the brakes are set. The interior panel light changes from red "X" to red "X" with amber bar to indicate that a trailer is present. The operator rotates the "LOCK" switch to activate the locking cam, which engages the hook and locks the hook in place capturing the vehicles rear impact guard. The exterior light changes from green "O" to red "X" when the restraint is activated. The interior light changes from red "X" with bar to green "O" only after the restraint is activated and the hook is in the engaged state with the locking cam in the locked position. If the hook is not in the engaged state with the rear impact guard, the interior light changes to flashing red "X" and an audible alarm sounds. The operator must push the "OVERRIDE" switch, and then secure the trailer using an alternative method. The exterior light switches to red "X", and the interior lights will show green "O" with amber bar to indicate that the vehicle is secured by alternate means. When loading/unloading is complete, the operator pushes the "UNLOCK" button on the control panel. The interior light immediately changes to red "X" when the "UNLOCK" button is pressed. The exterior light changes to green "O" when the locking cam is released.
- Hooking Range:** The restraint will engage a rear impact guard positioned up to 17 1/2" from the mounting surface and has a vertical hooking range at 29.1/4". Unit stores at 15 1/4" above grade to accommodate easy access and cleaning.
- Control Panel:** Solid state control panel (10"W x 21"H x 7"D) features industrial quality push-buttons, integral 24V LED red and green lights and printed operational instructions. UL listed.
- Exterior Lights:** Low profile flashing green "O" and red "X" 24V DC LED lights (6"W x 6"H x 4 1/4"D) indicate safe or unsafe conditions for vehicle movement. Caution sign (9"W x 24"H) with standard and reversed lettering signage provided.
- Electrical:** Locking unit and exterior lights operate on 24-volt circuit. Control panel requires 120-volt, single phase, 60 HZ supply. All components are UL listed.
- Communications:** Communication system consists of printed operating instructions on the control panel, interior and exterior composite lights, and an exterior-mounted caution sign for the vehicle driver.
- Installation:** Complete operating and installation instructions are included in the installation and owner's manual. For brick installation, the TALON vehicle restraint is anchored to the front wall of the loading dock using concrete anchors (provided). Optional brick mounting plate is available to be anchored to the pit floor under the dock leveler and welded to the mounting frame of the vehicle restraint. Lights, signs and control panel to be installed in accordance with local code provided instructions.
- Limited Warranty:** Kelley warrants all components to be free from defects in material and workmanship, under normal use, for a (2) two-year base period from the date of shipment in accordance with Kelley's Standard Warranty Policy. The "Base Warranty Period" will begin on the completion of installation or the sixtieth (60th) day after shipment, whichever is earlier.



Four sided bar capture



Exterior lights



Exterior sign



Control panel  
(10"W x 21"H x 7"D)



**Kelley**  
1612 Hutton Drive, Suite 140  
Carrollton, TX 75006  
800.558.6960  
www.kelleydockolutions.com

4Front Engineered Solutions reserves the right to change specifications and designs without notice and without incurring obligations. 4Front Engineered Solutions products may be the subject of one or more U.S. and/or foreign, issued and/or pending, design and/or utility patents. Kelley as word and logo are registered trademarks belonging to ASSA ABLLOY Entrance Systems AB or other companies controlled by the same organization. All rights reserved.